

# DMX512 Decoder series



## DE8026(24CH RGBW)

### SUMMARIZE:

Thank you for using DMX512 Decoder series. It adopts the advanced micro-computer control technology, it converts the DMX-512/1990 standard digital signal adopted widely in international to the analog control signal. Output 1~24 Channels for option and each channel able to achieve 256 levels of brightness controlling, and also it can be used as the connector of PC digital-light controller and analog light modulator. It is mainly used for the controlling of buildings & lights applied LED.

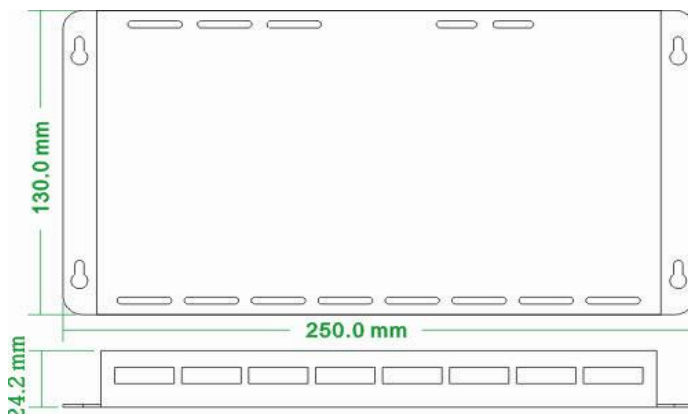
### Feature:

- ◆ Meets DMX512/1990
- ◆ 256-levels brightness, full-color with driver controls
- ◆ Output 24 channels, MAX 2A per channel. Total current is 48A.
- ◆ Can achieve asynchronous color changes effect under working with controller.
- ◆ Cooperate with control system, can realize rich change effect.
- ◆ Setting the DMX address freely
- ◆ Modularizing and can be matched with different LED module neatly.
- ◆ There are 3 x Max20A 4pin power in connectors, please apply according to LED load power requirement.
- ◆ Custom-made.

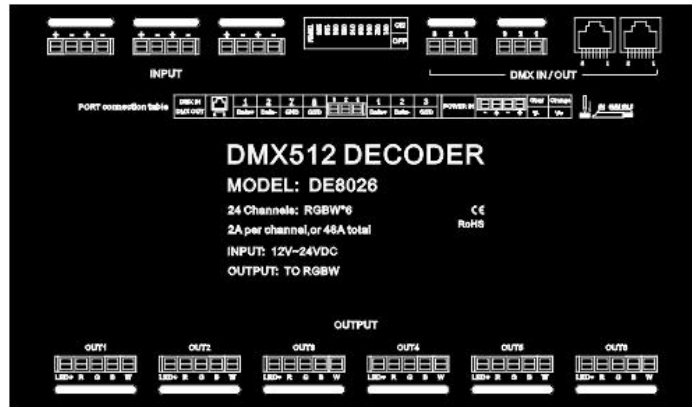
### Tech-parameter:

Input: DC12-24V	Output: <48A (2A/CH)	Control channels: 24CH
MAX Power: <1152W	Frequency: 5000HZ	Signal Input: DMX-512/1990 Digital signal
Work Temp.: 0~70°C	The light gray level: 256	Protection grade: IP40
Gross Weight: 460g	Product size: L250*W130*H 24(mm) /Custom-made.	

### Size



## Function Instructions:

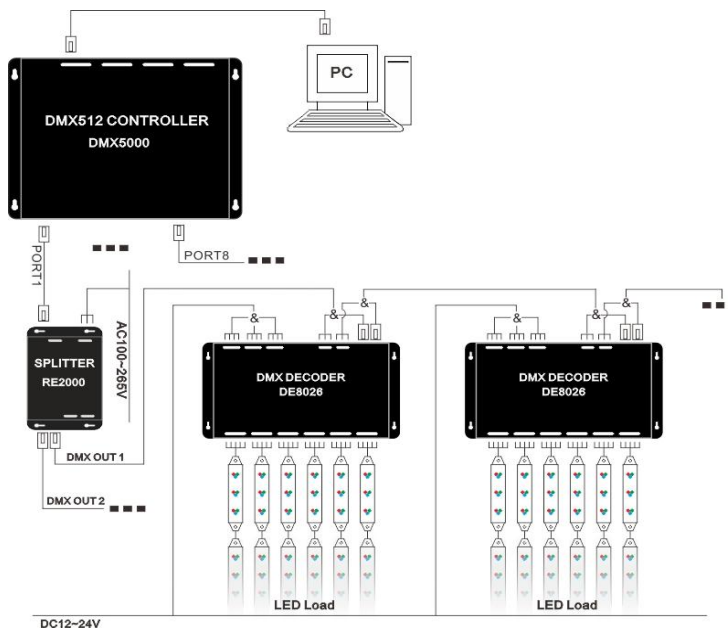


◆ Drive output interface is altogether anode drive, has eight V + interfaces and 24 channel R, G, B,W output interfaces, can meet all kinds of full color module and monochrome module automatically according to the lamps module load adjust the output current, each channel maximum must not over 2A.

Note: The anode connection full-color module can be directly put the positive line and R, G, B,W line connected to the decoder output interface corresponding foot position; Monochromatic module can put the positive line to the decoder's output interface V + feet, negative line according to the color of the module connected to the decoder output interface R, G, B,W a foot position; A few kinds of color of monochromatic module connect to the same decoder, must put their positive line to the decoder output interface V + feet.

◆ With self test procedures, put the dial switch 1 to 9 up  and the lights are lighting and RGB channel gradien

## Wiring Diagram:



### DMX-512 control signal connection

DMX signal cable is made of twisted pair (line), DMX signal includes positive and negative end, in pressure welding DMX signal line plug should pay special attention to polarity. DMX512 controller output signal positive, signal negative, signal ground with DE8026 input interface corresponding connection.

DMX5000 each interface can with not more than 170 pieces of DE8026. Through the JBLEDFLASH light making software and can with computer on line control. Realize infinite contact the DMX lights.

When connecting 32 pieces of DE8026, DMX signal must add a signal amplifier RE2000. Cascade can't more than 4 PCS. At the end of the connection, we should connect a DMX signal finalizer ( Put down the code switch no.10 of DE8026 dial).